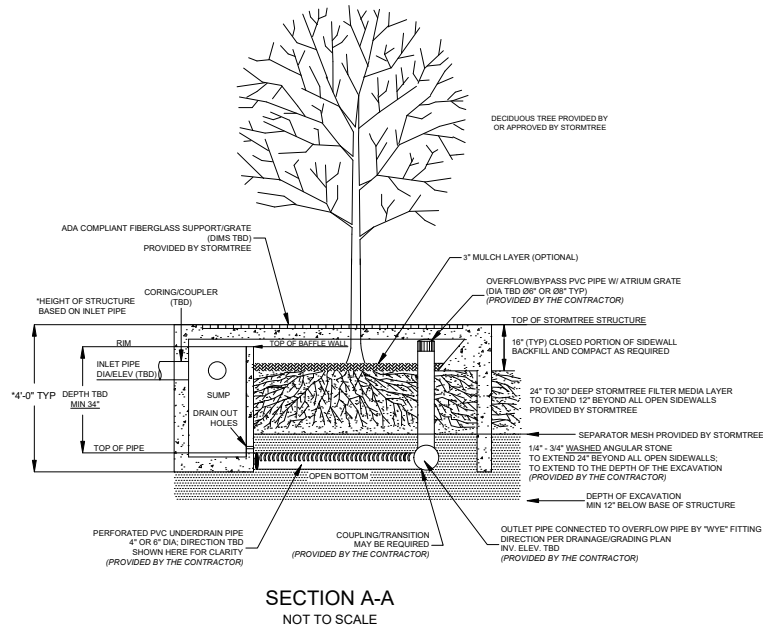
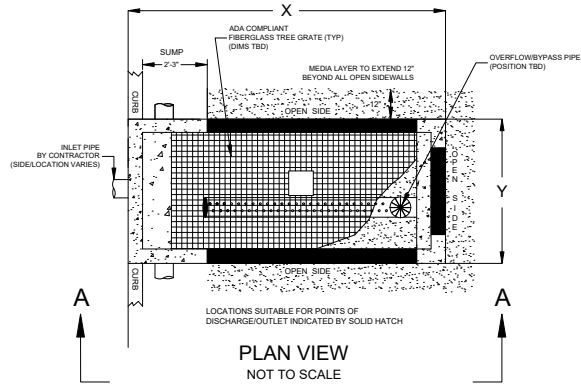



NOT A CONSTRUCTION DETAIL



CONTACT STORMTREE FOR SIZING

<p>STORMTREE<sup>®</sup> INTERNAL SUMP SERIES INLET PIPE ENTRY W/ INTERNAL BYPASS</p>	<p>STORMTREE<sup>®</sup>  Thinking Outside the Concrete Box.<sup>™</sup> 24 Corliss Street, Suite 9092, Providence, RI 02940 (401) 626-8999 www.storm-tree.com <small>THIS DESIGN, DRAWING, AND TECHNOLOGY IS PROPRIETARY AND THE PROPERTY OF STORMTREE, AND MAY NOT BE ALTERED OR REPRODUCED WITHOUT THE EXPRESSED CONSENT OF STORMTREE. PATENT # US 8,333,885; 10,563,352; OTHER PATENTS PENDING.</small></p>
---	--